



Penrose GED Prep

3.8 Review

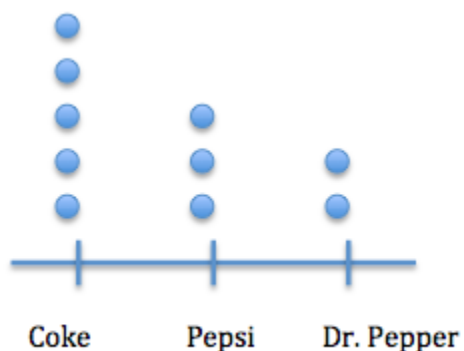
In this worksheet, we will review what we have learned about data analysis. If you would like further explanation before attempting these problems, links to video descriptions can be found at the end of this worksheet. Starred problems have video solutions.

The following table shows the number of pets that Stephen's family has:

Type of Pet	Number
Dog	2
Cat	3
Fish	18
Turtle	1
Hamster	2

- Which type of pet does Stephen's family have the most of?
 - Fish
 - Turtle
 - Dog
 - Hamster
- If Stephen has to take all of his dogs, cats, and hamsters to the veterinarian, how many animals does he have to take?
 - 9
 - 5
 - 7
 - 4

In a survey, people were asked their favorite type of soda, Coke Pepsi or Dr. Pepper. The results are modeled in the line plot below.



- What is the most common, or most frequent, type of soda?
 - Coke
 - Pepsi
 - Dr. Pepper

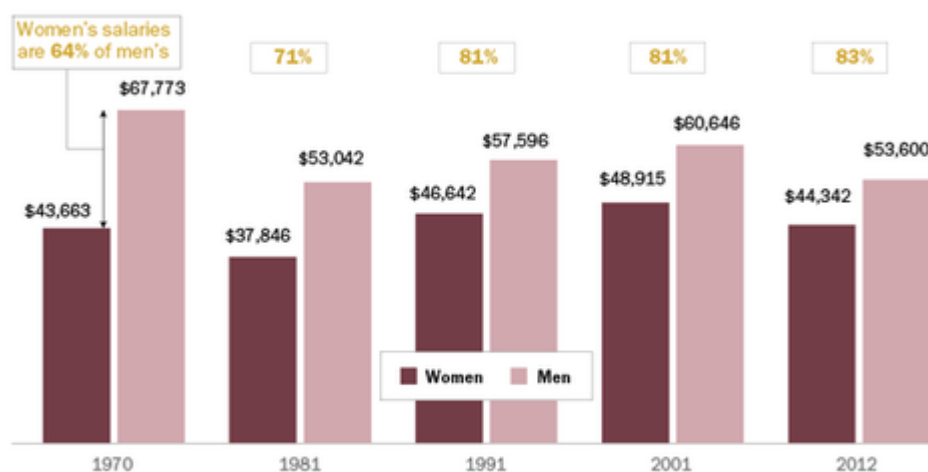


4 How many people were part of the survey?

- (a) 10
- (b) 5
- (c) 30
- (d) 2

Pay Gap in Journalism Has Shrunk Over Time, But Less So in Recent Decades

Median salaries in constant 2012 dollars



Source: Indiana University American Journalist Survey

PEW RESEARCH CENTER

5 In what year is the difference between men's and women's median salaries the greatest?

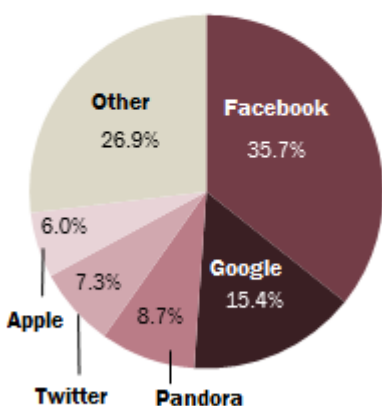
- (a) 1970
- (b) 1981
- (c) 2001
- (d) 2012

6 What is the average median salary for women journalists from the years that we have data for?

- (a) \$51,382.35
- (b) \$44,281.60
- (c) \$38,468.10
- (d) \$42,624.30

Majority of Mobile Display Ad Dollars Go To Five Tech Companies

Share of 2013 mobile display ad revenues



Source: eMarketer

PEW RESEARCH CENTER

7 Which technology company received the most mobile display ad dollars in 2013?

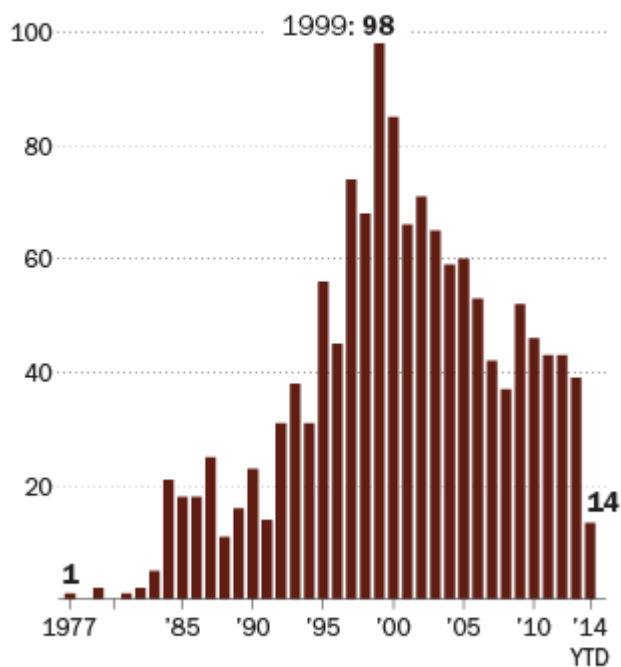
- (a) Google
- (b) Other
- (c) Pandora
- (d) Facebook

8 What percent of mobile display ad dollars went to Apple or Twitter in 2013?

- (a) 17.6%
- (b) 24.5%
- (c) 13.3%
- (d) 8.5%

Executions in the United States

Total executions each year since the Supreme Court reinstated the death penalty in 1976.



Source: Death Penalty Information Center

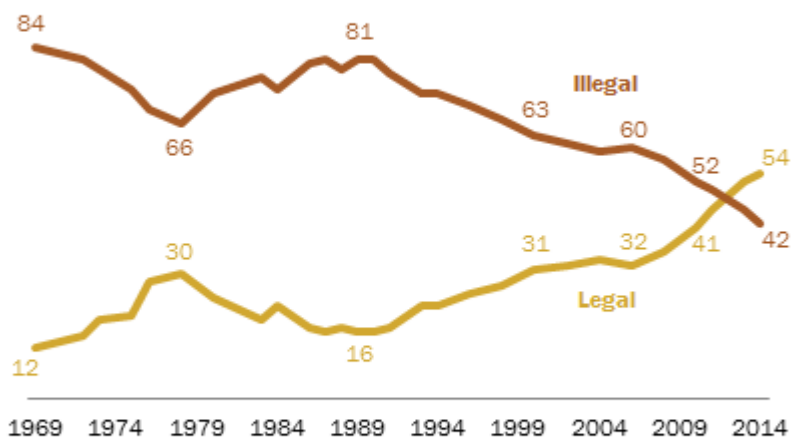
PEW RESEARCH CENTER

- 9 Do the majority of executions occur before or after 1995?
- (a) before 1995
 - (b) after 1995
 - (c) neither
- 10 What is the ratio of executions in 1999 to executions in 2014?
- (a) 4:1
 - (b) 8:5
 - (c) 5:3
 - (d) 7:1



Growing Support for Marijuana Legalization

% saying marijuana should be ...



Survey conducted Feb. 12-26, 2014. 1973-2008 data from General Social Survey; 1969 and 1972 data from Gallup

PEW RESEARCH CENTER

- 11 What is the difference between the percentage of people who believe that marijuana should be legal to and the percentage of people who believe that marijuana should be illegal in 1989?
- (a) 19%
 - (b) 35%
 - (c) 65%
 - (d) 83%
- 12 How much did support for legalization of marijuana increase between 1989 and 2014?
- (a) 38%
 - (b) 39%
 - (c) 42%
 - (d) 36%